

UKRZALIZNYTSIA

High investment potential

July 2018





INTERMODAL TRANSPORT

- Comprehensive service for the whole range of transport
- Competitive pricing
- Quick delivery times
- High reliability



TERMINALS

Construction of reloading terminals to attract transit transport:

- Development of the most profitable segment of railway transport
- Long term international partnership with the largest railway companies

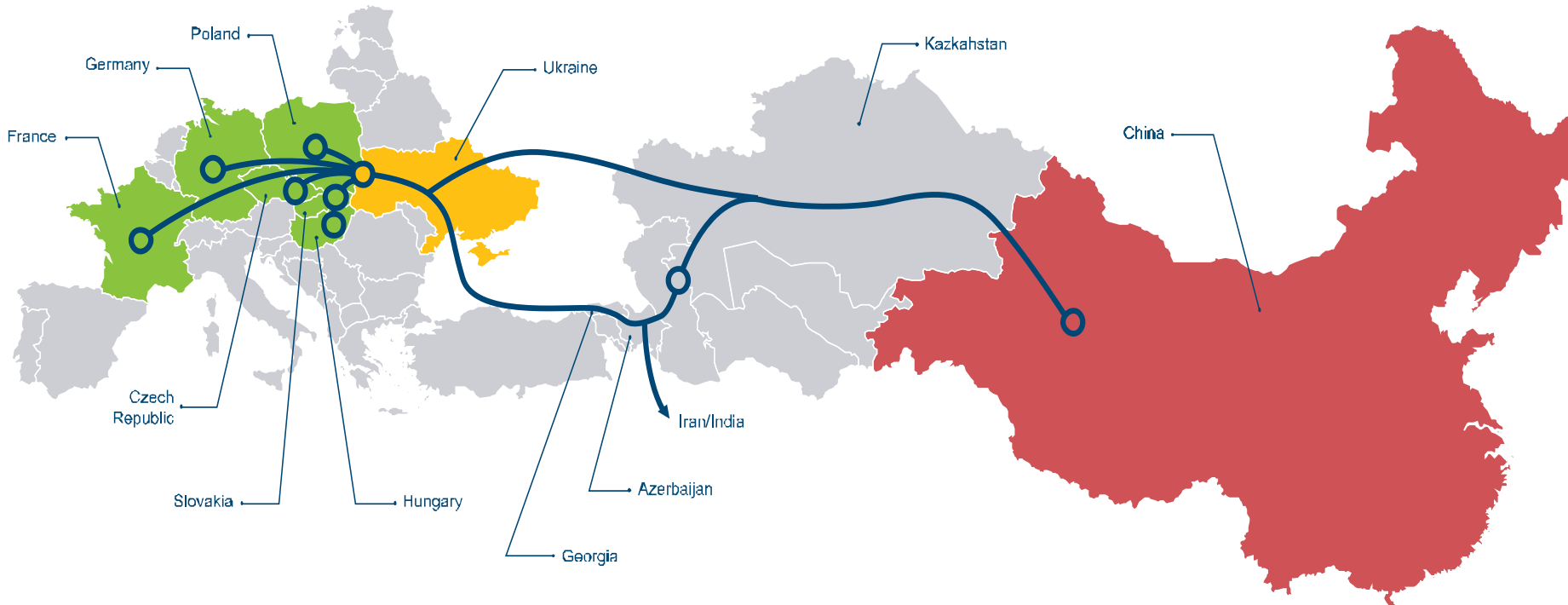


ELECTRIC LOCOMOTIVES

Purchase of 220 new freight electric locomotives:

- 40 electric locomotives of dual power type
- 75 AC electric locomotives
- 85 DC electric locomotives

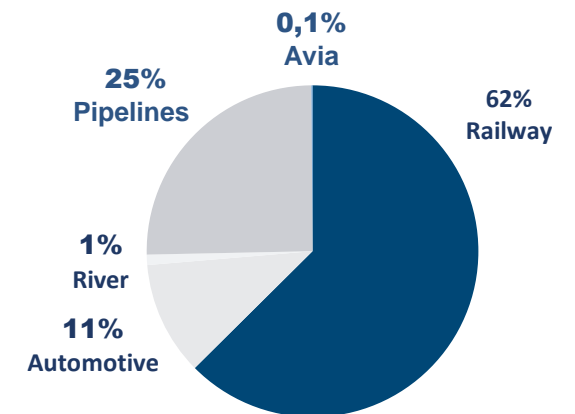
Ukraine – alternative transit route between EU and Central Asia, China and India and a trading partner of EU with increasing volumes of trade

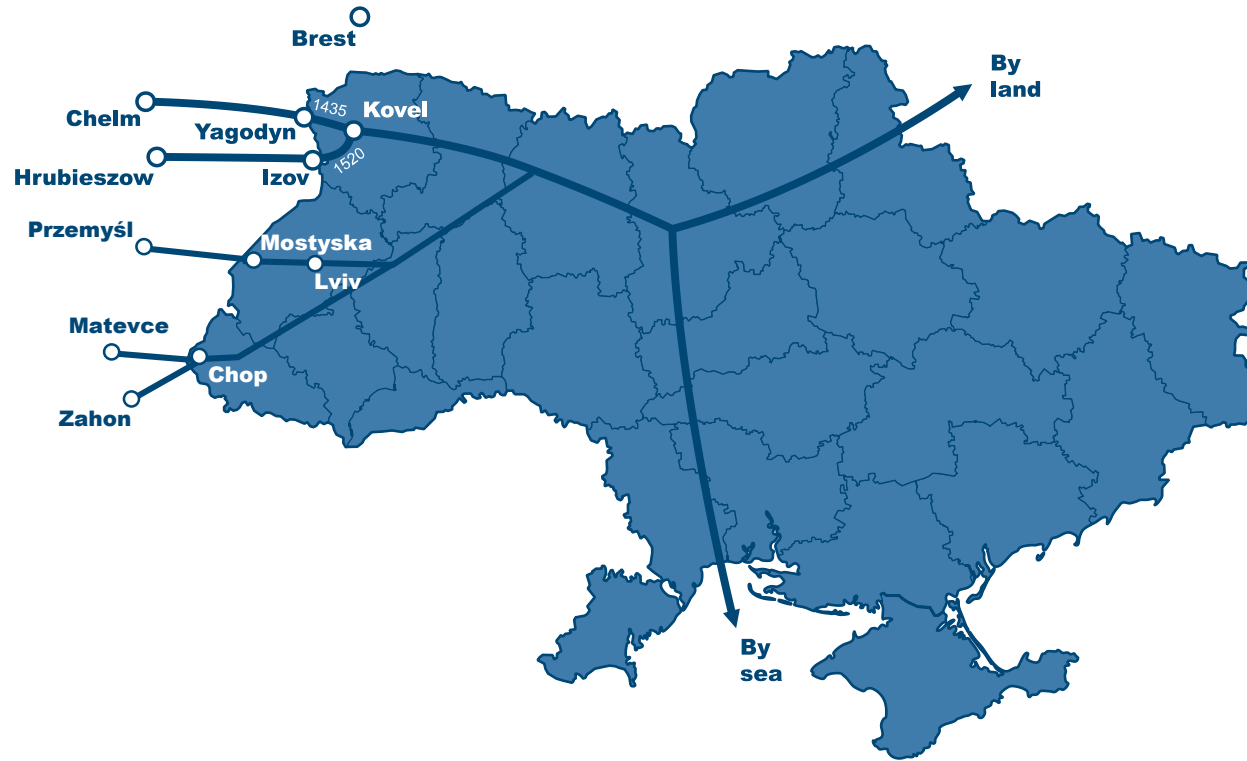


Volumes of trade between Ukraine and EU are booming

Country	Export	Import
Germany	+23.3%	+26.1%
Poland	+23.8%	+28.2%
Italy	+28%	+19.6%
Austria	+48.1%	+4.1%
Netherlands	+68.4%	+17.7%
Czech	+27.5%	+32.7%

Most of the cargo in Ukraine is transported by railway





Payback time for terminals of different size

Terminal size, TEU par annum	Construction costs, thd EUR	Annual profit, thd EUR	Payback time, years
30 000	9 500	2 800	5
20 000	5 500	1 580	5
10 000	3 500	740	6

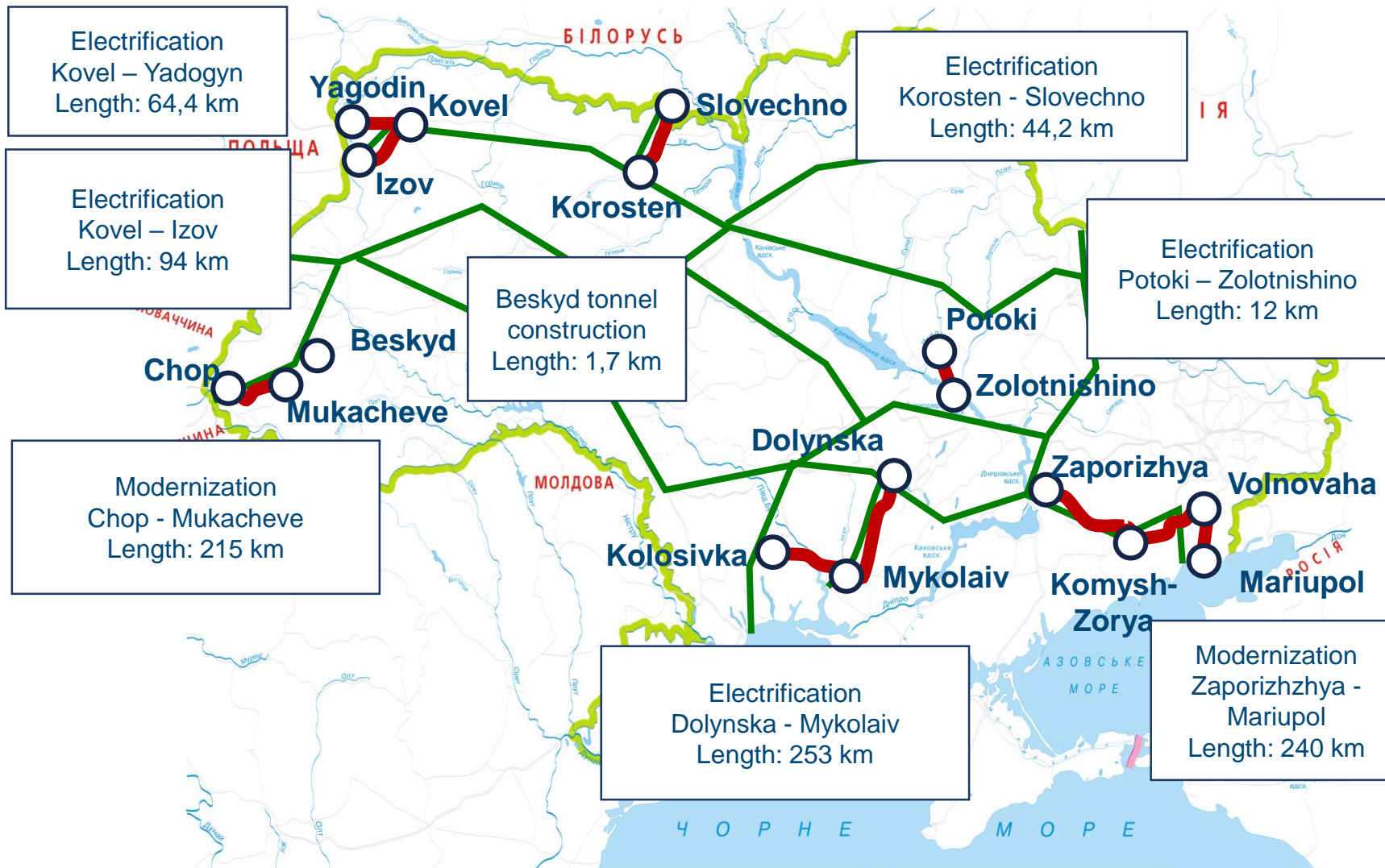
Possible implementation mechanisms

- 1 Joint venture where participation of UZ is in the form of land plot contribution
- 2 Long term (50 years) concession of land plot for construction of the terminal



KEY TAKE AWAY

- **KOVEL** the main alternative to the crossing Brest-Malashevichi on the Belarus-Poland border. From Dostik (border of Kazakhstan and China) to Kovel: 5427 km, to Brest: 5221 km.
- **CHOP** one of the key Western crossings that allows transportation to Slovakia and Hungary.
- The possibility to provide full service from Ukraine to the final destination point
- Lack of sufficient proposition of comprehensive services on this section of the route from Ukraine to EU.
- Significant cargo transportation volume between EU and Ukraine (bulk cargo as well as cargo in containers)
- 64,4 km of the European width track from the border with Poland to Kovel.



KEY TAKE AWAY

ONGOING PROJECTS

BESKYD TUNNEL
POTOKI-ZOLOTNISHYNO

PROJECTS IN PREPARATION

DOLYNSKA-MYKOLAIV-KOLOSIVKA

PERSPECTIVE PROJECTS

MUKACHEVE-CHOP (ZAKHONY)
KOVEL - IZOV
KOVEL - YAGODIN
KOROSTEN-SLOVECHNO (BEREZHEST)

**PURCHASE OF NEW ELECTRIC
LOCOMOTIVES**

200

**FREIGHT ELECTRIC LOCOMOTIVES
OF DUAL POWER (AC/DC) TYPE**



**FREIGHT ELECTRIC LOCOMOTIVES
OF AC POWER TYPE**



**FREIGHT ELECTRIC LOCOMOTIVES
OF DC POWER TYPE**



Thank you for your attention!





BACK UP



191,9 billion tkm

volume of freight turnover, which is 80,7% from total freight turnover by all modes of transport (besides pipe transport)



65 422 units

the working fleet of freight cars



76,9 billion UAH

revenues from JSC «Ukrzaliznytsia», which is 2.6% of Ukrainian GDP



28,0 billion pass-km

volume of passenger traffic

158 million passengers were transported, 45.6 million of which used long-distance trains.

206.6 million passengers used the services of railways.

53.7 million tickets were booked via Internet which is 41% of the total amount sales.



2930 units

The working fleet of passenger cars



276,1 thousand people

an average number of employees, which is more than 1% of the working population of Ukraine



2250 units

the working fleet of locomotives



17.6 billion UAH

taxes and fees paid, including 6.6 billion UAH paid to the state budget, 5.2 billion UAH paid to the local budgets and 5.7 billion UAH paid as a single social contribution



7863,1 UAH

is the average monthly wage. JSC «Ukrzaliznytsia» holds the 13th place in terms of average monthly wage among other branches of economy